


Your proven, warranted solution to leaking wall cracks is the innovative FlexiSpan<sup>®</sup> System.



# FlexiSpan<sup>®</sup>

## Wall Crack Repair System



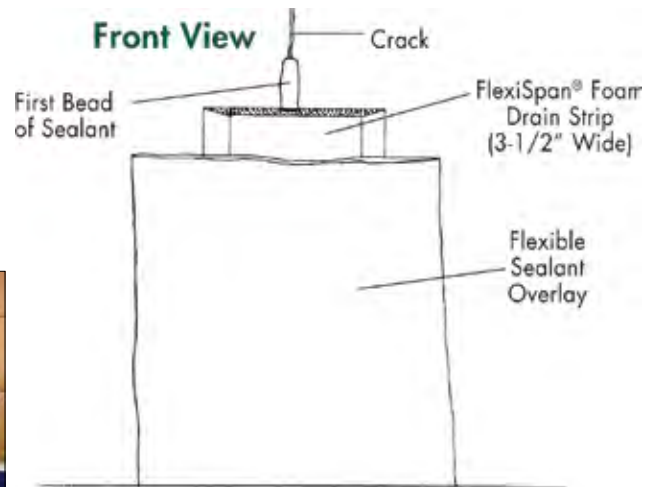
Basement Systems has developed a patented crack repair method.

The FlexiSpan<sup>®</sup> crack repair system eliminates messy, unreliable epoxy or urethane injection. It is revolutionary, permanent, and works every time!

Talk with one of Basement Systems' representatives today to find out how the FlexiSpan<sup>®</sup> system can fix your leaking wall cracks and keep your basement dry permanently.


# The Effective, Permanent Solution to Leaking

**B**asement Systems has been repairing cracks with various injection methods for many years. In fact, we were pioneers in applying polyurethane injection to residential wall cracks before anyone had heard of such a thing. Injecting sealant materials into wall cracks was a big breakthrough at the time. Yet, we have watched and struggled as structural movement, continued shrinkage of



the wall, and other factors on new and older homes alike, have caused these repairs to fail. A poured wall crack is generally caused by shrinkage and this reduction continues for 3 years after construction (or sometimes longer). Therefore, if your repair method is injection alone, the crack will often get larger and re-leak. Soil expansion & contraction causes foundation movement and re-leaking also. We searched for a better way and now we have found it.

## FlexiSpan® Crack Repair Model



## The FlexiSpan® Concept

**B**asement Systems' breakthrough crack repair method, FlexiSpan®, eliminates messy, unreliable epoxy or urethane injection. It is revolutionary, permanent and works every time!

The FlexiSpan® Crack Repair System is a permanent solution. We seal the crack with a special flexible sealant on the surface of the crack from top to bottom. This bead will slow and, in many cases, stop the flow of water through the crack. We then stick the strip of 3½" wide, beveled FlexiSpan® open cell foam material to the sealant, tucking it into the

FlexiSpan® has been awarded a U.S. Patent.

# g Wall Cracks!



It's important to remember that the FlexiSpan® System is not draining much water at all since it incorporates a seal first! If it ever allows any water through the first seal, it would only be less than 5% of the original seepage. The drainage component is an innovative second line of defense to handle this minor seepage, if it ever occurs. This is what makes FlexiSpan® a special repair with completely predictable results:  
- **permanently dry everytime!**

FlexiSpan® Crack Repair seals the crack and provides a unique back-up, hidden drainage system for any possible small leaks, if they ever occur in the future.

## Where does FlexiSpan® drain to?

There are a number of options – your dealer can explain which is best for your home.



### 1. WaterGuard® –

Subfloor Drainage System,  
manufactured for existing homes

FlexiSpan® Wall Crack Repair can drain directly into the specially engineered wall drain flange on the patented WaterGuard® System in existing home situations. Alternatively, a DryTrak® System can be used.



### 2. CactusBoard® –

Floor Edging, manufactured for  
the New Construction Market

In a new home, walls continue to shrink for a full 3 years after construction. FlexiSpan® Wall Crack Repair can easily to drain directly into the specially engineered wall drainage flange on the CactusBoard® System.

**3. FlexiSpan®** can drain into the existing stone aggregate or footing drain, under your basement floor. In many cases, your installer will create a small drywell under your floor that works perfectly!

Basement Systems waterproofing system or drainage created at the floor. An overcoat of special sealant is applied over the FlexiSpan® foam strip overlapping onto the concrete wall at least 2" on each side. The beveled foam strip is covered completely creating a sealed patch from the top of the crack to the bottom.

The beveled foam is a bond breaker between the top coat of sealant and the wall and serves to wick any water that gets past the first bead of sealant down into the drainage below. The FlexiSpan® Wall Crack Repair System will never crack or leak and can flex as much as 3/4", making it the permanent solution to keeping wall cracks dry!



## Combining **FlexiSpan**<sup>®</sup> Crack Repair System with Polyurethane or Epoxy Wall Crack Injection



Completed  
permanent  
FlexiSpan<sup>®</sup>  
Crack Repair!

*In some cases, your installer may elect to inject the crack with polyurethane resin or epoxy and to apply the FlexiSpan<sup>®</sup> System over the crack. Depending on the situation this may have advantages.*

*It is usually unnecessary, as FlexiSpan<sup>®</sup> is a crack repair system on its own and is the most reliable method available.*

---

*However, your dealer will tell you if the added benefit of injection will be useful for your situation. Among other factors, your dealer will consider crack size, leakage amount and structural considerations.*

With **polyurethane injection**, high pressure injection ports are mounted in holes drilled into the wall and through the crack. Polyurethane is then injected into the crack to fill it.

With **epoxy injection**, injection ports are secured onto the wall over the crack and epoxy resin is injected at low pressure to fill the crack.

While they may have added benefits in some cases, neither method is reliable enough to stand on its own and needs FlexiSpan<sup>®</sup> applied over it to give a predictably permanent repair. Your dealer will advise you if these methods would be helpful to you.

*Talk to your Basement Systems dealer about these other products available for your basement floors, walls and environment that allow you to use your valuable basement in comfort you never thought possible!*

**SunHouse**<sup>™</sup>  
**SaniDry**<sup>™</sup>  
**ThermalDry**<sup>®</sup>  
**Flooring**

**ZenWall**<sup>™</sup>  
**TripleSafe**<sup>™</sup>  
**Total Basement**  
**Finishing**<sup>™</sup>